

# Catharina Lind

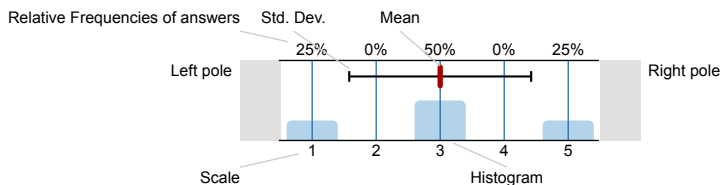
PhD –Exit poll survey 2012 ()  
No. of responses = 86



## Survey Results

### Legend

Question text



n=No. of responses  
av.=Mean  
dev.=Std. Dev.  
ab.=Abstention

### 1. Background

1.1) Gender:



1.4) Disciplinary research domain:

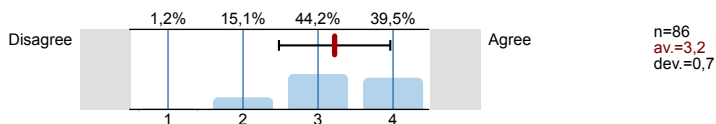


1.5) Admitted to:

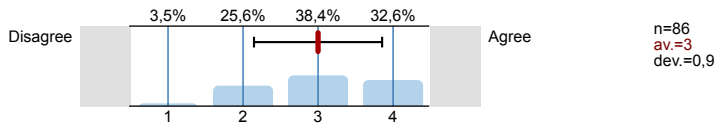


### 2. The educational process

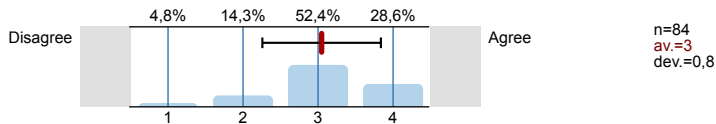
2.1) I am generally satisfied with my education at LTU



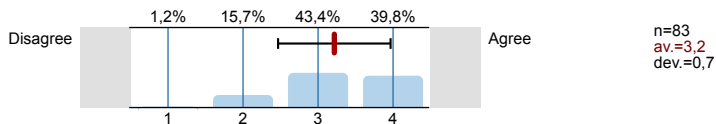
2.3) I am generally satisfied with the supervision I received during my education at LTU



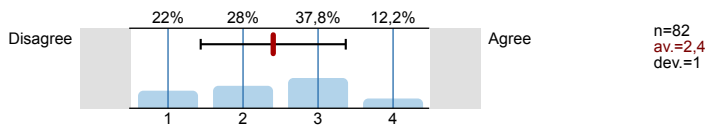
2.5) I am generally satisfied with my departmental duties during my education at LTU



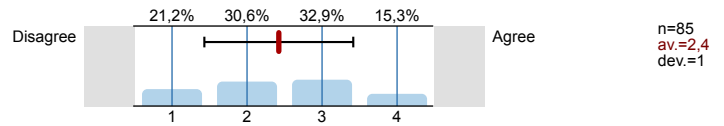
2.7) I think the courses I studied were relevant to my education at LTU



2.9) I believe that the range of courses offered by LTU corresponded to my needs.

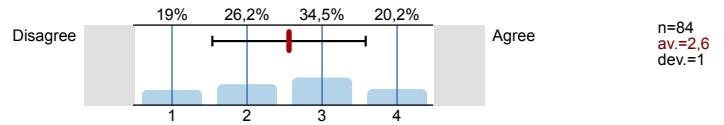


2.11) I believe that my individual study plan greatly supported my education at LTU.

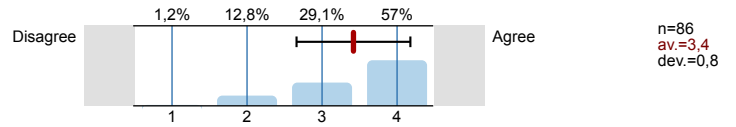


### 3. Information and administrative support

3.1) I received a good introduction/information from the department's academic staff when I started my education.

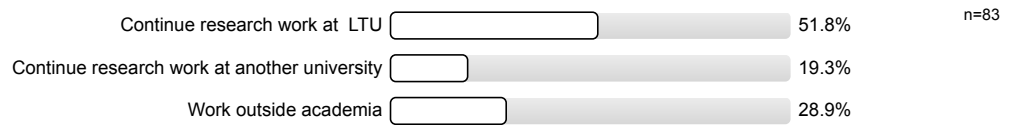


3.3) I received good administrative support from the department's administrative staff during my education.



### 5. Future

5.1) What do you plan to do after graduation?

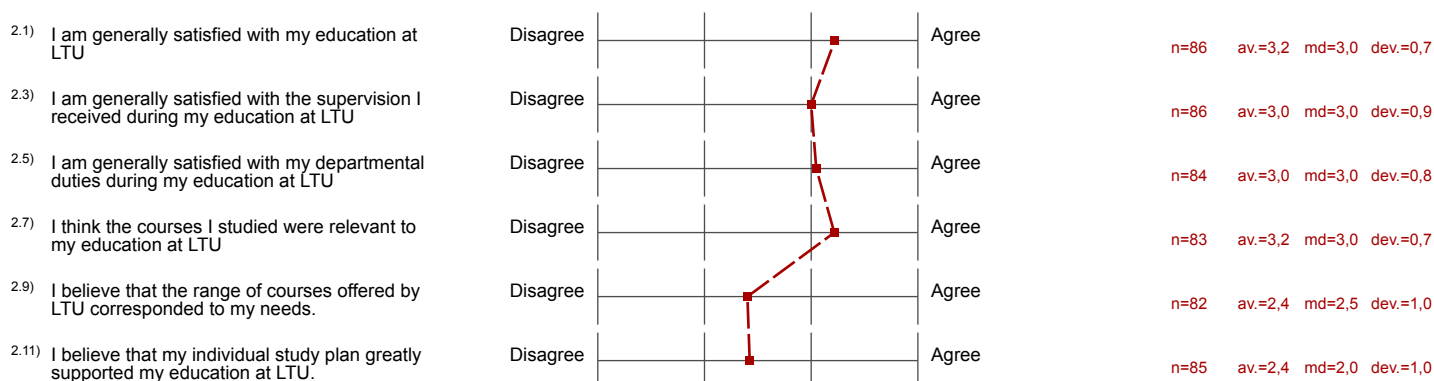


# Profile

Subunit: Admission office  
 Name of the instructor: Catharina Lind  
 Name of the course: PhD –Exit poll survey 2012  
 (Name of the survey)

Values used in the profile line: Mean

## 2. The educational process



## 3. Information and administrative support

